



## How to login with your user account for the first time on the new website

### Step 1:

1. Visit [www.isms.org](http://www.isms.org) and click the “Member Login” button

A screenshot of the Illinois State Medical Society website homepage. The top navigation bar includes links for "Annual Meeting", "About ISMS", "Newsroom", "Contact Us", "Member Login", and "Join". The "Member Login" and "Join" buttons are highlighted in dark blue. Below the navigation bar is a main menu with "Membership", "CME", "Advocacy", and "Resources" links, along with a search icon. The main content area features a large banner with a background image of a smiling healthcare worker in a blue protective suit and hairnet. The banner text reads: "Nominations Are Now Being Accepted For ISMS Leadership" in a large, bold, dark red font. Below this, in a smaller font, it says: "View the nominations timeline, responsibilities of positions and download the application." Below the banner is a yellow section titled "Coronavirus (COVID-19) Resources" with an information icon (i) and the text "Access our COVID-19 resources and national information for health professionals". A button labeled "View COVID-19 Resources" is positioned below the text. At the bottom of the page, there is a section titled "BE HEARD with ISMS" in a bold, dark red font. Below this title, the text reads: "In a time when physicians are experiencing tremendous pressure, ISMS is your outlet to make a difference. All ISMS members have equal opportunity to impact change in Illinois, and those efforts are supported – and amplified – by the unified voice of the all Illinois physicians."

2. Next, click “Login to my account”

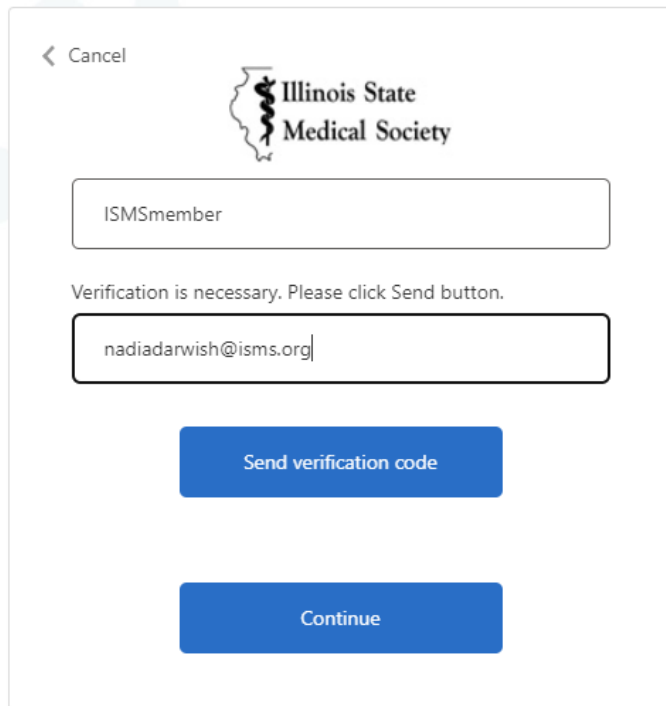
The screenshot shows the top navigation bar of the Illinois State Medical Society website. The navigation menu includes: Annual Meeting, About ISMS, Newsroom, Contact Us, Member Login (highlighted in a dark blue box), and Join (highlighted in a dark red box). Below the navigation bar is a header section with the Illinois State Medical Society logo on the left and a menu with links for Membership, CME, Advocacy, and Resources. A search icon is located on the right side of the header. Below the header is a large light blue banner with the text "Welcome!" in a large, bold, dark blue font. Underneath the banner, it says "Sign in or create an account to gain full access to everything your membership has to offer." Below this banner are two white boxes with rounded corners. The left box is titled "Member Login" and contains the text "Already have an account? Click the link below to login." and a dark blue button labeled "Login to my account". The right box is titled "Don't have an account?" and contains the text "Create your web account by clicking on 'Create Account' below." and a dark blue button labeled "Create Account".

3. Next, click “Forgot Password”

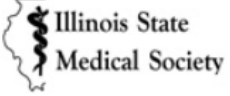
The screenshot shows the login page of the Illinois State Medical Society website. At the top left is the Illinois State Medical Society logo. Below the logo is the text "Sign in with your user name". There are two input fields: "Username" and "Password". Below the "Password" field is a link that says "Forgot your password?". At the bottom of the form is a blue button labeled "Sign in". Below the button is a link that says "Login Assistance".

## Step 2:

1. Enter your user name (*Note: if you used your email address as your username, you will have to request a new account.*)
2. Enter the email address associated with your login account. (*If you do not remember it, contact us at [onlinehelp@isms.org](mailto:onlinehelp@isms.org). If you do not have access to that email account any longer, you may either contact us or register a new account.*)
3. Click the “Send verification code” button



< Cancel

 Illinois State Medical Society

ISMSmember

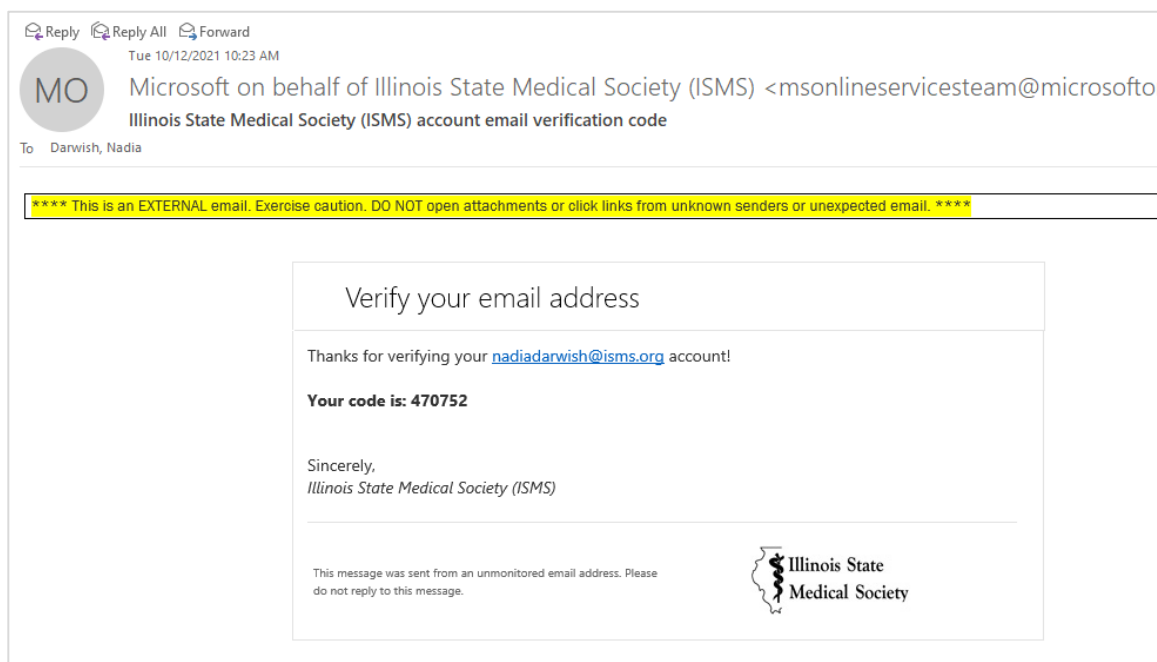
Verification is necessary. Please click Send button.

nadiadarwish@isms.org

Send verification code

Continue

You will receive an email at your email address associated with your account.



Enter the verification code that was sent to your email  
Click the "Verify code" button

< Cancel

 Illinois State  
Medical Society

ISMSmember

Verification code has been sent to your inbox. Please copy it to the input box below.

nadiadarwish@isms.org

470752


Verify code    Send new code

Continue

Your email address has now been verified.

Click the "Continue" button

< Cancel

 Illinois State  
Medical Society

ISMSmember

E-mail address verified. You can now continue.

nadiadarwish@isms.org


Change e-mail

Continue

### Step 3:

1. Create your password
2. Confirm your password
3. Click the "Continue" button

[← Cancel](#)

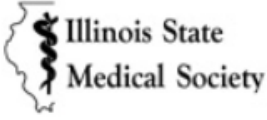


Set Password

Confirm Password

**Continue**

[← Cancel](#)



.....


.....|

**Continue**

## Step 4:

You will then be taken to the login page.

1. Enter your username
2. Enter your newly created password
3. Click the "Sign in" button




The screenshot shows the login interface for the Illinois State Medical Society. At the top center is the logo, which consists of a stylized outline of the state of Illinois with a caduceus (a staff with two snakes) inside it. To the right of the logo, the text "Illinois State Medical Society" is displayed in a serif font. Below the logo, the heading "Sign in with your user name" is centered. Underneath this heading are two input fields: the first is for the username, containing the text "ISMSmember", and the second is for the password, containing seven dots and a vertical cursor. Below the password field is a blue link that says "Forgot your password?". At the bottom of the form is a prominent blue button with the text "Sign in" in white. Below the button, centered, is a blue link that says "Login Assistance".

## Step 5:

You are now logged in and will be directed to your dashboard

[Annual Meeting](#) [About ISMS](#) [Newsroom](#) [Contact Us](#) [Logout](#) [My ISMS](#)



[Membership](#) [CME](#) [Advocacy](#) [Resources](#)

---

[Dashboard](#)  
[Policy Finder](#)  
[Update Email Address](#)  
[My Account](#)  
[Logout](#)

**ISMSmember** (*nadiadarwish@isms.org*)

### Welcome ISMS Member

**Your Membership Alerts :**  
**10/12/2021**

Alerts related to your membership are below.

No alerts at this time.

### My Dashboard

[Change My Email Address](#)